







# My Journey through Year 9 French

Module 1: Ma vie sociale d'ado			
Unit 1 – I can ...			
• give details about myself.			
• describe myself.			
• describe my personality.			
• use qualifiers.			
• use the verbs <i>avoir</i> and <i>être</i> .			
• make adjectives agree.			
Unit 2 – I can ...			
• say what I do on Facebook.			
• use expressions of frequency.			
• use connectives			
• use present tense verbs.			
Unit 3 – I can ...			
• say where I go at the weekend.			
• invite someone out.			
• use time expressions.			
• accept or decline invitations.			
Unit 4 – I can ...			
• ask someone what they did.			
• describe a date.			
• say what it was like.			
• pronounce and write <i>é</i> correctly.			
• use the perfect tense.			
Unit 5 – I can ...			
• talk about a music event.			
• use <i>on</i> in the perfect tense.			

Module 2: Bien dans sa peau			
Unit 1 – I can ...			
• name the parts of the body.			
• describe my ideal person.			
• use <i>c'est</i> and <i>ce sont</i> .			
• use <i>à</i> + the definite article.			
Unit 2 – I can ...			
• say what you need to be a good sportsperson.			
• give my opinion of sport.			
• use <i>il faut</i> plus the infinitive.			
Unit 3 – I can ...			
• name a variety of food and drink.			
• say what I eat and don't eat.			

• say whether I eat healthily or unhealthily.			
Unit 4 – I can ...			
• say what I will do to get fit.			
• ask someone what they are going to do to get fit.			
• use sequencers.			
• use the near future tense.			
Unit 5 – I can ...			
• say how fit I am now.			
• say what I am going to do differently.			
• use two tense together.			

Module 3: Mon identité	😊	😐	😞
Unit 1 – I can ...			
• talk about my future.			
• ask someone about their future plans.			
• use fillers when I am talking.			
• use the near future tense.			
Unit 2 – I can ...			
• give my opinion of language learning.			
• say why languages are important.			
• use <i>on peut</i> .			
Unit 3 – I can ...			
• describe someone's typical day at work.			
• give reasons why I like a certain job.			
• use sequencers.			
• use common irregular verbs in the present tense.			
• use <i>ne ... pas</i> .			
Unit 4 – I can ...			
• say what my responsibilities are at work.			
• say whether I work alone or in a team.			
• give opinions or reasons.			
• ask questions in different ways.			
Unit 5 – I can ...			
• name different jobs.			
• say what I would like to be.			
• use <i>ce serait</i> to say what it would be like.			
• use masculine and feminine nouns.			

Module 4: Spécial vacances	😊	😐	😞
Unit 1 – I can ...			
• say where I go on holiday.			
• say who I go with.			

• say how long I stay.			
• say what I do on holiday.			
• ask questions using inversion.			
Unit 2 – I can ...			
• describe what I'd like to do.			
• give reactions to what people say.			
• pronounce the sounds <i>ou</i> and <i>ai</i> .			
• use <i>je voudrais</i> +infinitive.			
Unit 3 – I can ...			
• say what I take with me on holiday.			
• say what I do on holiday.			
• use the connectives <i>alors</i> and <i>donc</i> .			
• use reflexive verbs.			
Unit 4 – I can ...			
• describe holiday disasters.			
• use explanations.			
• use the perfect tense of –er verbs.			
• use the perfect tense of other types of verb.			
Unit 5 – I can ...			
• describe a visit to an attraction.			
• say what other people did.			
• use different parts of perfect tense verbs.			

Module 5: Moi dans le monde	😊	😐	😞
Unit 1 – I can ...			
• say what I am allowed to do.			
• say what I am not allowed to do.			
• use <i>j'ai le droit de</i> +infinitive.			
Unit 2 – I can ...			
• say what's important to me.			
• talk about my concerns.			
• use <i>mon, ma, mes</i> correctly.			
Unit 3 – I can ...			
• talk about things I usually buy.			
• say what I bought last weekend.			
• say what I am going to buy next weekend.			
• use present, past and future time expressions.			
• refer to the present, past and future using tenses.			
Unit 4 – I can ...			
• say what makes me happy.			
• give reasons.			
• use infinitives to mean '–ing'.			