







My Journey through Year 7 French

Introduction to French	😊	😐	😞
I can ...			
• count to 12.			
• say the days of the week.			
• ask & answer questions about name and age.			
• pronounce these correctly: oi, eu, qu, in, i, ui, on, ou, u.			
• give a range of answers to “ <i>Ça va?</i> ”.			
• list several items in my school bag.			
• use ne ... pas with <i>il y a</i> .			
• use “a” and “some”.			
• count to 31.			
• change a noun into its plural form.			
• ask someone the date of their birthday.			
• understand a range of different birthdays.			
• use 3 different words for “the”.			
• change between “the” and “a” or “some”.			

Module 1: C'est perso!	😊	😐	😞
Unit 1 – I can ...			
• use <i>aimer</i> (je,tu,il/elle forms).			
• say what I like and don't like			
• use ne ... pas.			
• use <i>et</i> and <i>mais</i> .			
Unit 2 – I can ...			
• talk about what is in my survival kit.			
• say what is important to me.			
• use <i>qu'est-ce que ... ?</i>			
• use <i>avoir</i> (je,tu,il/elle forms).			
Unit 3 – I can ...			
• describe my personality.			
• use <i>être</i> (je,tu,il/elle forms).			
• use make a range of adjectives feminine.			
• use the intensifiers <i>très</i> and <i>assez</i> .			

Unit 4 – I can ...				
• describe someone’s appearance – height, hair and eyes.				
• use plural adjectives.				
• use mon, ma, mes .				
Unit 5 – I can ...				
• use je,tu,il/elle forms of aimer, jouer and détester .				
• use je,tu,il/elle forms of avoir and être .				

Module 2: Mon collègue			
Unit 1 – I can ...			
• say what subjects I like and dislike.			
• ask questions using intonation and <i>est-ce que</i> .			
Unit 2 – I can ...			
• ask someone why he/she likes/dislikes something.			
• give reasons for liking/disliking subjects.			
• agree and disagree with people.			
• use <i>très, assez, trop, un peu</i> .			
• join sentences with <i>parce que</i> .			
Unit 3 – I can ...			
• say what time it is.			
• understand a French school timetable.			
• describe my timetable.			
Unit 4 – I can ...			
• describe my school day e.g. starts, ends, lunch, break, subjects.			
• use <i>on</i> to say what we do.			
• pronounce <i>on</i> correctly.			
Unit 5 – I can ...			
• say what I eat.			
• use <i>du, de la, des</i> with food.			
• use <i>qu'est-ce que</i> and <i>est-ce que</i> correctly.			

Module 3: Mes passetemps						
Unit 1 – I can ...						
• ask s/one what they do on their phone.						
• say what I do on my phone.						
• say how often I do things e.g. <i>quelquefois, souvent, une fois par semaine</i> .						
• use regular -er verbs such as <i>jouer, tchatter, regarder</i> with je/tu/il/elle/on.						
• tell when to pronounce the s at the end of a word.						
Unit 2 – I can ...						
• ask someone whether he/she is sporty.						
• say whether I am sporty.						
• say what sports I play.						
• talk about my favourite sportsperson.						
• use <i>jouer au / à la / aux</i> correctly.						
Unit 3 – I can ...						
• talk about what activities I do.						
• say when I do things.						
• use <i>faire du / de la / de l' / des</i> correctly.						
Unit 4 – I can ...						
• ask someone what he/she likes doing.						
• say what I like and don't like doing.						
• say when I do things.						
• recognise an infinitive.						
• use <i>aimer, adorer</i> and <i>détester</i> + the infinitive.						
• pronounce <i>en</i> and <i>in</i> correctly.						
Unit 5 – I can ...						
• use sequencing words like <i>d'abord, ensuite, puis</i> .						
• use the <i>ils</i> and <i>elles</i> forms of -er verbs.						
• know the <i>ils</i> and <i>elles</i> forms of <i>avoir</i> and <i>être</i> .						

Module 4: Ma zone				😊	😐	😞
Unit 1 – I can ...						
• say what there is in my town or village.						
• give my opinion.						
• ask someone if they agree.						
• say whether I agree / disagree.						
• use <i>il y a</i> and <i>il n'y a pas de</i>						
Unit 2 – I can ...						
• ask where something is.						
• give directions.						
• understand when to use <i>tu</i> and <i>vous</i> .						
• use the prepositions <i>devant</i> , <i>derrière</i> and <i>entre</i> .						
Unit 3 – I can ...						
• talk about where I go.						
• say when I go somewhere and who with.						
• use <i>au</i> / <i>à la</i> / <i>aux</i> .						
• use the verb <i>aller</i> with <i>je</i> , <i>tu</i> , <i>il</i> , <i>elle</i> , <i>on</i> , <i>nous</i> , <i>vous</i> , <i>ils</i> and <i>elles</i> .						
Unit 4 – I can ...						
• ask someone to go somewhere.						
• use <i>je veux</i> and <i>tu veux</i> + infinitive						
Unit 5 – I can ...						
• say what you can do in town..						
• give a reason for a preference.						
• use <i>on peut</i> + infinitive.						

Bravo !

Congratulations on a fantastic year's learning.

10 months ago many of you didn't know any French - look at you now !