



ASSOCIATED SIXTH FORM

ST AIDAN'S & ST JOHN FISHER, HARROGATE



A Level Physics Transition Work

Name:

A Level Physics

AQA Physics A Level (7408).

A two year course with no external exams until the end of Year 13.

Content

Year 12

[Measurements and their errors](#)

[Particles and radiation](#)

[Waves](#)

[Mechanics and materials](#)

[Electricity](#)

Year 13

[Further mechanics and thermal physics \(A-level only\)](#)

[Fields and their consequences \(A-level only\)](#)

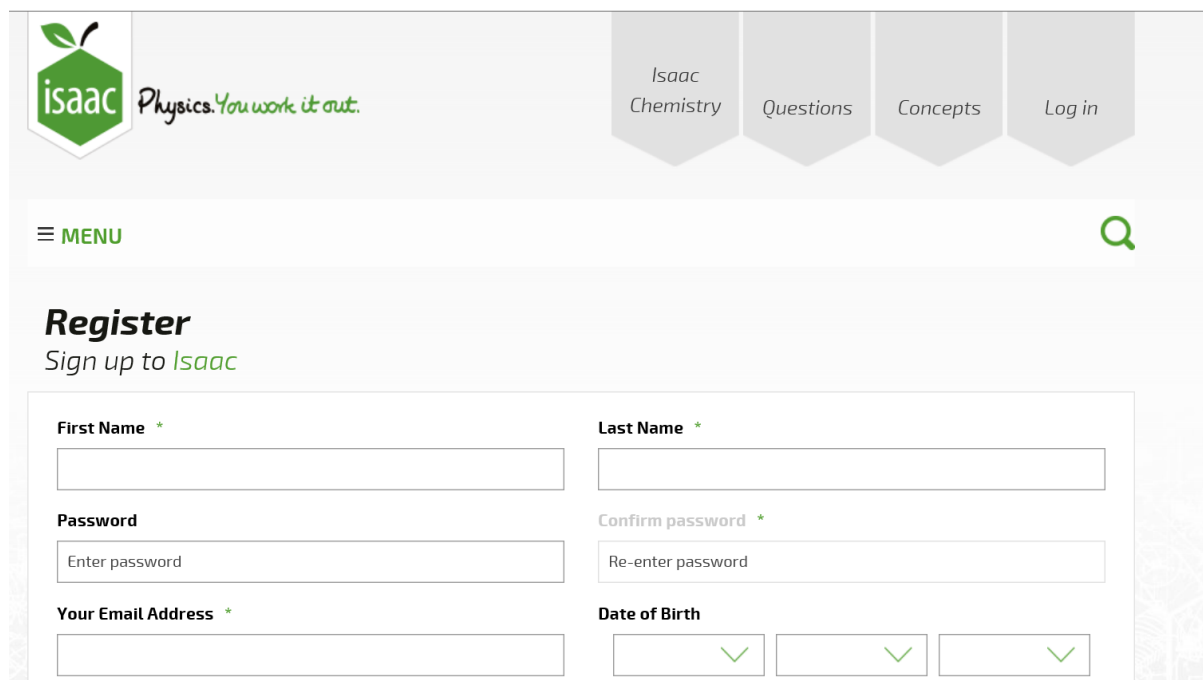
[Nuclear physics \(A-level only\)](#)

[Turning points in physics \(A-level only\)](#)

Paper 1	+	Paper 2	+	Paper 3
<p>What's assessed</p> <p>Sections 1–5 and 6.1 (Periodic motion)</p>		<p>What's assessed</p> <p>Sections 6.2 (Thermal Physics), 7 and 8</p> <p>Assumed knowledge from sections 1 to 6.1</p>		<p>What's assessed</p> <p>Section A: Compulsory section: Practical skills and data analysis</p> <p>Section B: Students enter for one of sections 9, 10, 11, 12 or 13</p>
<p>Assessed</p> <ul style="list-style-type: none"> • written exam: 2 hours • 85 marks • 34% of A-level 		<p>Assessed</p> <ul style="list-style-type: none"> • written exam: 2 hours • 85 marks • 34% of A-level 		<p>Assessed</p> <ul style="list-style-type: none"> • written exam: 2 hours • 80 marks • 32% of A-level
<p>Questions</p> <p>60 marks of short and long answer questions and 25 multiple choice questions on content.</p>		<p>Questions</p> <p>60 marks of short and long answer questions and 25 multiple choice questions on content.</p>		<p>Questions</p> <p>45 marks of short and long answer questions on practical experiments and data analysis.</p> <p>35 marks of short and long answer questions on optional topic.</p>

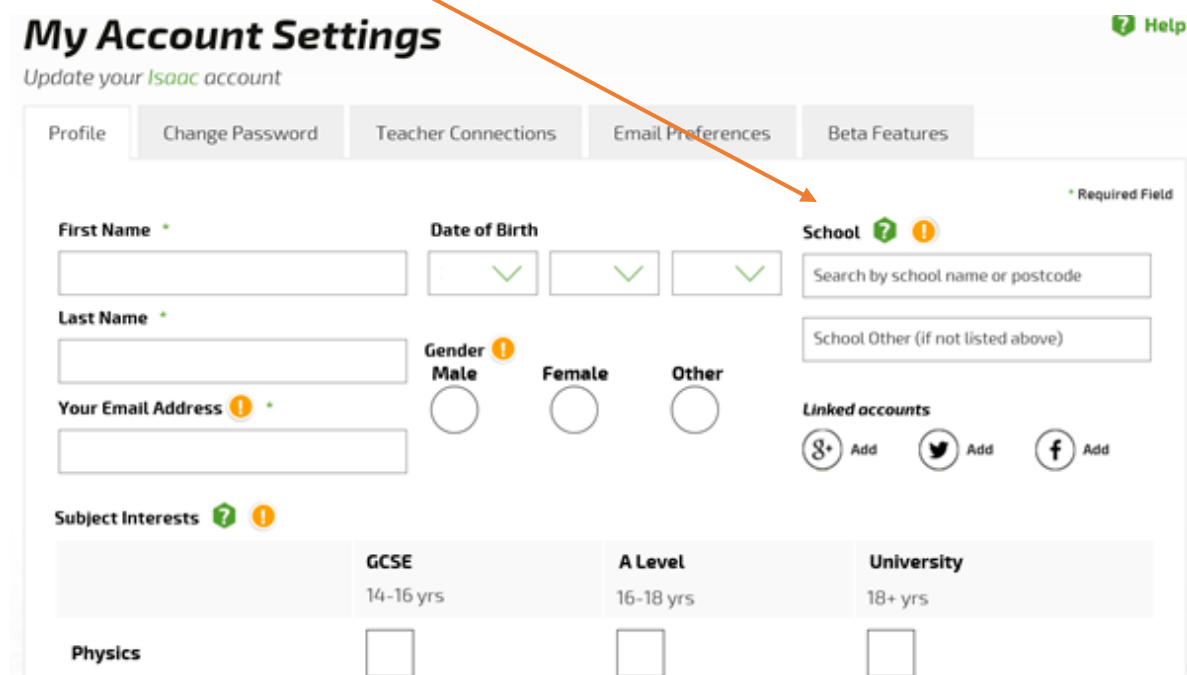
Isaac Physics

Go to <https://isaacphysics.org/register> if you haven't already got an account. If you already have an account you need to join the transition work group by following the instructions below:



The screenshot shows the Isaac Physics website header with the logo and navigation links for Chemistry, Questions, Concepts, and Log in. Below the header is a 'Register' section with the subtext 'Sign up to Isaac'. The registration form includes fields for First Name, Last Name, Password, Confirm password, Your Email Address, and Date of Birth (with dropdown menus).

Fill in School information. The school postcode is HG2 8JR.



The screenshot shows the 'My Account Settings' page with tabs for Profile, Change Password, Teacher Connections, Email Preferences, and Beta Features. The 'Profile' tab is active, showing fields for First Name, Last Name, Your Email Address, Date of Birth, Gender (Male, Female, Other), and School. The School field is highlighted with an orange arrow from the text above. Below the School field is a table for Subject Interests.

	GCSE 14-16 yrs	A Level 16-18 yrs	University 18+ yrs
Physics	<input type="checkbox"/>	<input type="checkbox"/>	<input type="checkbox"/>

Select “Teacher Connections” and input the code:
KDRPC4

My Account Settings Help

Update your *Isaac* account

Profile Change Password **Teacher Connections** Email Preferences Beta Features

Teachers and Assignments Connections ?

Enter the code given to connect with a teacher.

Enter your code in here Connect

Teacher connections

You have no active teacher connections

Save

You can select questions from the dashboard. Assignments will appear in the menu when they are set.

isaac *Physics. You work it out.*

Isaac Chemistry Questions Concepts Progress

≡ **MENU** Mastering Physics by Solving Problems: from School to University! Q

LEARN	GCSE	TEACH	Teacher Features
	A-Level		Teacher CPD
	Student Support		Teacher Support

We use Isaac Physics throughout A Level Physics to set homework so it is *vital* that you register for an account and **remember** your login details. We **cannot** reset your account, we can only send you a password rest email so it is also vital that you use an email address that you check regularly.

Please join the “A Level Transition Work 2022 Group” by following the instructions above. I will use this to set transition work to allow you to get used to using Isaac Physics.

A Level Further Reading List

This list is just a suggested list of books that may complement the AQA course, as well as extend your understanding. I have also included a list of books that everyone claims to have read in interview, that it might be worth avoiding mentioning.

Worth Reading

“Quantum Theory Cannot Hurt You”- Marcus Chown

“In Search of Schrodingers Cat”- John Gribbin

“How to Teach Quantum Physics to your Dog”- Chad Orzel

“An Astronauts Guide to Life on Earth”- Chris Hadfield

“What If? : Serious Scientific Answers to Absurd Hypothetical Questions”- Randall Munroe

“Just Six Numbers”- Martin Rees

“A Short History of Nearly Everything”- Bill Bryson

“Physics of the Impossible”- Michio Kaku

“The Fifth Essence”- Lawrence Krauss

“In Search of the Big Bang”- John Gribbin

“Blackholes and Timewarps: Einstein's Outrageous Legacy” - *Kip Thorne*

“*Why don't Penguins Feet Freeze?*”- *NewScientist*

“*Newton*”- *Peter Ackroyd*

Everyone says they've read

“A Brief History of Time”- Stephen Hawking

Anything by Richard Feynman

New Scientist

Revision guides and work books are available to purchase from the Physics department at a reduced price to RRP so do not worry about buying these during the summer holiday.

Physics Year 12 Induction

Objectives:

- To give you the skills needed for the successful study of Physics at A level.
- To help you to identify areas in which you might need help.

There are several areas in which students struggle at A level:

- Use of symbols;
- Use of SI units;
- Use of a calculator;
- Use of formulae.

These notes and activities are to help you to become confident with these basic skills, which will help the start of your Physics studies to be more productive and enjoyable.

Using Symbols

An **equation** is a mathematical model that sums up how a system behaves. For example, we know that, if we have a current flowing through a wire and double the voltage, the current will double as well. We know that the quantities of current and voltage are related by the simple rule: $V = IR$

In physics problems we are given certain quantities and use them to find an unknown quantity with an equation.

Symbols

At GCSE you were often given equations in words: *distance = speed × time*

At A level you will be provided with a data sheet in your examinations. The data sheet will provide you with equations that are given in **symbols**. The symbols all mean something; they are abbreviations. The symbols used in exams and most textbooks are those agreed by the Association of Science Education.

Some symbols are easy; **V** stands for voltage. Some are not so easy. **I** for current comes from the French *intensité du courant*, since it was a French physicist who first worked on it. In print you will always find these symbols written in *italics*.

1. What are the meanings for these symbols?
a
v
F
t
Q

You will come across symbols written in Greek letters. The normal (Latin) alphabet has 26 characters. No symbols, with accents are used such as ä (a – umlaut) or ê (e – circumflex). The Greek alphabet adds another 24.

The Greek Alphabet is this:

Greek	Name	Greek	Name
α	alpha	ν	nu
β	beta	π	pi
γ	gamma	ρ	rho
$\delta (\Delta)$	delta	$\sigma (\Sigma)$	sigma
ϵ	epsilon	τ	tau
η	eta	$\phi (\Phi)$	phi
θ	theta	χ	chi
$\lambda (\Lambda)$	lambda	$\psi (\Psi)$	psi
μ	mu	$\omega (\Omega)$	omega

We often use Greek letters to represent:

- Particles – many particles are given Greek letters, e.g. π meson.
- Physics equations, e.g. $c = f\lambda$

2. The wave equation is $= f\lambda$. What do the symbols refer to?
c
f
λ

The most common uses of Greek letters are:

- α – as in alpha particle;
- β – as in beta particle;
- γ – as in gamma ray;
- Δ – change in (Δt is time interval);
- θ – angle;
- π – 3.1415...;
- Σ – sum of.

When you use an equation, you will need to know exactly what each term means. But don't worry; the terms will be explained when the formula is introduced to you.

Units

Physics formulae use **SI** (Système International) **units** based on seven **base units**.

Many physics formulae will give you the right answer **ONLY** if you put the quantities in SI units. This means that you have to convert. You will often find units that are prefixed, for example kilometre. The table below shows you the commonest prefixes and what they mean:

Prefix	Symbol	Meaning	Example
pico	p	$\times 10^{-12}$	1 pF
nano	n	$\times 10^{-9}$	1 nF
micro	μ	$\times 10^{-6}$	1 μ g
milli	m	$\times 10^{-3}$	1 mm
centi	c	$\times 10^{-2}$	1 cm
kilo	k	$\times 10^3$	1 km
Mega	M	$\times 10^6$	1 M Ω
Giga	G	$\times 10^9$	1 GWh

When converting, it is perfectly acceptable to write the number and the conversion factor. For example:

$$250 \text{ nm} = 250 \times 10^{-9} \text{ m} = 2.5 \times 10^{-7} \text{ m}$$

3. Convert the following quantities to SI units:	
15 cm	
3 km	
35 mV	
220 nF	

When you write out your answer, you must **always** put the correct **unit** at the end. The number 2500 on its own is meaningless; 2500 J gives it a meaning.

Failure to put units in loses one mark in the exam, which is 2 %. Repeated across a paper, it can mean the difference of two grades.

Converting areas and volumes causes many problems.

Area:

$$1\text{m}^2 \neq 100\text{cm}^2$$

$$\mathbf{1\text{m}^2 = 100\text{cm} \times 100\text{cm} = 10,000\text{cm}^2 = 10^4\text{cm}^2}$$

Volume:

$$\mathbf{1\text{m}^3 = 100\text{cm} \times 100\text{cm} \times 100\text{cm} = 1,000,000\text{cm}^3 = 10^6\text{cm}^3}$$

4. Convert the following:	
1 m ² =	mm ²
45 000 mm ² =	m ²
6 000 000 cm ³ =	m ³

Standard Form

Standard form consists of a number between 1 and 10 multiplied by a **power** of 10. For big numbers and very small numbers standard form is very useful.

You should have found that very small numbers entered into a calculator are read as 0, unless they are entered as standard form. The following number is shown in standard form:

$$3.28 \times 10^5$$

$$= 3.28 \times 100\,000 = 328\,000$$

Look at this number:

4 505 000 000 000 000 000



Start counting from here to get the power of 10.
--

We find that there are 18 digits after the first digit, so we can write the number in standard form as:

$$4.505 \times 10^{18}$$

For fractions, we count how far back the first digit is from the decimal point:

0.00000342

In this case it is six places from the decimal point, so it is:

$$3.42 \times 10^{-6}$$

A negative power of ten (negative index) means that the number is a fraction, i.e. between 0 and 1.

5. Convert these numbers to standard form:
86
381
45300
1 500 000 000
0.03
0.00045
0.0000000782

There is no hard and fast rule as to when to use standard form in an answer. Basically if your calculator presents an answer in standard form, then use it. Generally use standard form for:

- numbers greater than 100 000
- numbers less than 0.001

When doing a **conversion** from one unit to another, for example from millimetres to metres, consider it perfectly acceptable to write:

$$15 \text{ mm} = 15 \times 10^{-3} \text{ m}$$

Using a Calculator

A **scientific calculator** is an essential tool in Physics, just as a chisel is to a cabinet-maker. All physics exams assume you have a calculator, and you should always bring a calculator to every lesson. They are not expensive, so there is no excuse for not having one.

The calculator should be able to handle:

- **standard form;**
- **trigonometrical functions;**
- **angles in degrees and radians;**
- **natural logarithms and logarithms to the base 10.**

Most scientific calculators have this and much more.

There are no hard and fast rules as to what calculator you should buy:

- Get one that you are happy with.
- Make sure it is accurate; we have known some calculators to get an answer plain wrong!
- Avoid machines that need a hefty instruction manual.
- For the exam, there are certain types of calculator that are NOT allowed, for example those with QWERTY keypads. Make sure that your calculator is an allowable type.


We are assuming that you know the basic functions of your calculator, but we need to draw your attention to a couple of points on the next page.

Correct method for calculations involving standard form:

Suppose we have a number like 2.31×10^7 . You key it in like this:



Do **NOT** key it in like this:



This method can cause issues, due to the order that the calculator completes the calculation. It could ultimately make you lose marks, so get used to using the $\times 10^x$ key.

Too Many Significant Figures

Consider this calculation:
$$V_{rms} = \frac{13.6}{\sqrt{2}}$$

Your calculator will give the answer as $V_{rms} = 9.6166526 \text{ V}$

There is no reason at all in A-level Physics to write any answer to any more than 4 significant figures. Four significant figures is claiming accuracy to about one part in 10000. Blindly writing your calculator answer is claiming that you can be accurate to one part in 100 million, which is absurd.

The **examination mark schemes** give answers that are either 2, 3 or 4 significant figures. So our answer above could be written as:

$$V_{rms} = 9.617 \text{ V (4 s.f.)}$$

$$V_{rms} = 9.62 \text{ V (3 s.f.)}$$

$$V_{rms} = 9.6 \text{ V (2 s.f.)}$$

Do any **rounding** up or down at the end of a calculation. If you do any rounding up or down in the middle, you could end up with rounding errors.

6. Use your calculator to do the following calculations. Write your answers to three significant figures.	
	ANSWER
(a) $\frac{3.4 \times 10^{-3} \times 6.0 \times 10^{23}}{235}$	
(b) $\frac{27.3^2 - 24.8^2}{\sqrt{38}}$	
(c) 1.4509^3	
(d) $\sin 56.4^\circ$	
(e) Reciprocal of 2.34×10^5	
(f) $45 \sin 10^\circ$	

Some other tips on use of calculators:

- On most calculators the number is keyed in before the function (sin, cos, log)
- Take one step at a time and write intermediate results.
- It is easy to make a mistake such as pressing the \times key rather than the \div key. It is a good idea to do the calculation again as a check.
- As you get more experienced, you will get a feel for what is a reasonable answer. 1000 N is a reasonable force that a car would use to accelerate; 2×10^{-10} N is most certainly not.

Transposition of Formulae (Rearranging)

The **transposition** (or **rearrangement**) of formulae is a skill that is essential for successful study of Physics. A wrong transposition of a formula will lead to a **physics error** in the exam and you will lose all the marks available in that part of the question. (However, if you use your incorrect answer correctly in subsequent parts, your error will be carried forward and you will gain the credit.)

Some students find rearrangement very difficult and it hampers their progress and enjoyment of the subject. They try to get round it by learning all the variants of a formula, which is a waste of brain power.

It is far better to get into the habit of rearranging formulae from the start. The best thing to do is to practise.

Key Points:

- What you do on one side you have to do on the other side. It applies whether you are working with numbers, symbols, or both.
- Don't try to do too many stages at once.

Transposing Simple Formulae

Simple formulae are those that consist of three quantities, taking the form $A = BC$. A typical example is $V = IR$

Suppose we are using the equation $V = IR$ and wanted to know I .

We want to get rid of the R on the RHS so that I is left on its own. So we divide both sides by R which gives us:

$$\frac{V}{R} = \frac{IR}{R}$$

The R s on the RHS cancel out because $R/R = 1$. So we are left with:

$$\frac{V}{R} = I$$

It does not matter which way the equation ends up, as long as it is rearranged properly.

7. Rearrange these equations:		
<i>Equation</i>	<i>Subject</i>	<i>Answer</i>
$V = IR$	R	
$p = mv$	v	
$\rho = \frac{m}{V}$	m	
$Q = CV$	C	

Formulae with Four Terms

8. Rearrange these equations:		
<i>Equation</i>	<i>Subject</i>	<i>Answer</i>
$pV = nRT$	V	
$E_p = mg\Delta h$	Δh (Δh is a single term)	
$V = \frac{-Gm}{r}$	G	
$\lambda = \frac{ws}{D}$	D	

Equations with + or -

If there are terms that are added or subtracted, we need to progress like this:

$$E_k = hf - \Phi$$

We want to find h .

To get rid of the Φ term we need to add it to both sides of the equation:

$$E_k + \Phi = hf - \Phi + \Phi$$

$$E_k + \Phi = hf$$

Now we can get rid of the f on the RHS by dividing the whole equation by f :

$$\frac{(E_k + \Phi)}{f} = \frac{hf}{f}$$

Which gives us our final result of:

$$h = \frac{(E_k + \Phi)}{f}$$

9. Rearrange these equations:		
<i>Equation</i>	<i>Subject</i>	<i>Answer</i>
$v = u + at$	t	
$E = V + Ir$	r	

Now Mark your work. Ensure that it is ticked and that you have written up your corrections.

Reflection on your Holiday Homework and the A Level Physics course you are about to undertake.

Which exercises I found the easiest and why?

Which exercises I found the hardest and why?

Concerns I have about the A Level Physics course in Year 12:

ANSWERS

1. What are the meanings for these symbols?
<i>a</i> acceleration
<i>v</i> velocity
<i>F</i> force
<i>t</i> time
<i>Q</i> amount of charge

2. The wave equation is $= f\lambda$. What do the symbols refer to?
<i>c</i> speed
<i>f</i> frequency
λ wavelength

3. Convert the following quantities to SI units:	
15 cm	<i>0.15 m</i>
3 km	<i>3000 m</i>
35 mV	<i>0.035 V</i>
220 nF	<i>$2.2 \times 10^{-7} F$</i>

4. Convert the following:
$1 \text{ m}^2 = 1000 \text{ 000 mm}^2$
$45 \text{ 000 mm}^2 = 0.045 \text{ m}^2$
$6 \text{ 000 000 cm}^3 = 6 \text{ m}^3$

5. Convert these numbers to standard form:
$86 = 8.6 \times 10^1$
$381 = 3.81 \times 10^2$
$45300 = 4.53 \times 10^4$
$1 \text{ 500 000 000} = 1.5 \times 10^9$

$0.03 = 3.0 \times 10^{-2}$
$0.00045 = 4.5 \times 10^{-4}$
$0.0000000782 = 7.82 \times 10^{-8}$

6. Use your calculator to do the following calculations. Write your answers to no more than three significant figures.	
(a) $\frac{3.4 \times 10^{-3} \times 6.0 \times 10^{23}}{235}$	8.68×10^{18}
(b) $\frac{27.3^2 - 24.8^2}{\sqrt{38}}$	21.1
(c) 1.4509^3	3.05
(d) $\sin 56.4^\circ$	0.833
(e) Reciprocal of 2.34×10^5	4.27×10^{-6}
(f) $45 \sin 10^\circ$	7.81

7. Rearrange these equations:		
$V = IR$	R	$R = \frac{V}{I}$
$p = mv$	v	$v = \frac{p}{m}$
$\rho = \frac{m}{V}$	m	$m = \rho V$
$Q = CV$	C	$C = \frac{Q}{V}$

8. Rearrange these equations:		
$pV = nRT$	V	$V = \frac{nRT}{p}$
$E_p = mg\Delta h$	Δh (Δh is a single term)	$\Delta h = \frac{E_p}{mg}$
$V = \frac{-Gm}{r}$	G	$G = -\frac{Vr}{m}$
$\lambda = \frac{ws}{D}$	D	$D = \frac{ws}{\lambda}$

9. Rearrange these equations:		
$v = u + at$	t	$t = \frac{v - u}{a}$
$E = V + Ir$	r	$r = \frac{E - V}{I}$

Additional research, if you have time:

Spend some time looking at the **minutephysics** videos on youtube:

<https://www.youtube.com/user/minutephysics>

You could also look at: CERN: The Standard Model of Particle Physics

<https://www.youtube.com/watch?v=V0KjXsGRvoA>