

EDUCATION PERCEPTIONS MONITOR

PARENTAL SURVEY

What we have done:

A full survey of academic subjects, pastoral issues and other performance criteria

Why we did it:

We wanted parents' views on certain aspects of school life

How we did it:

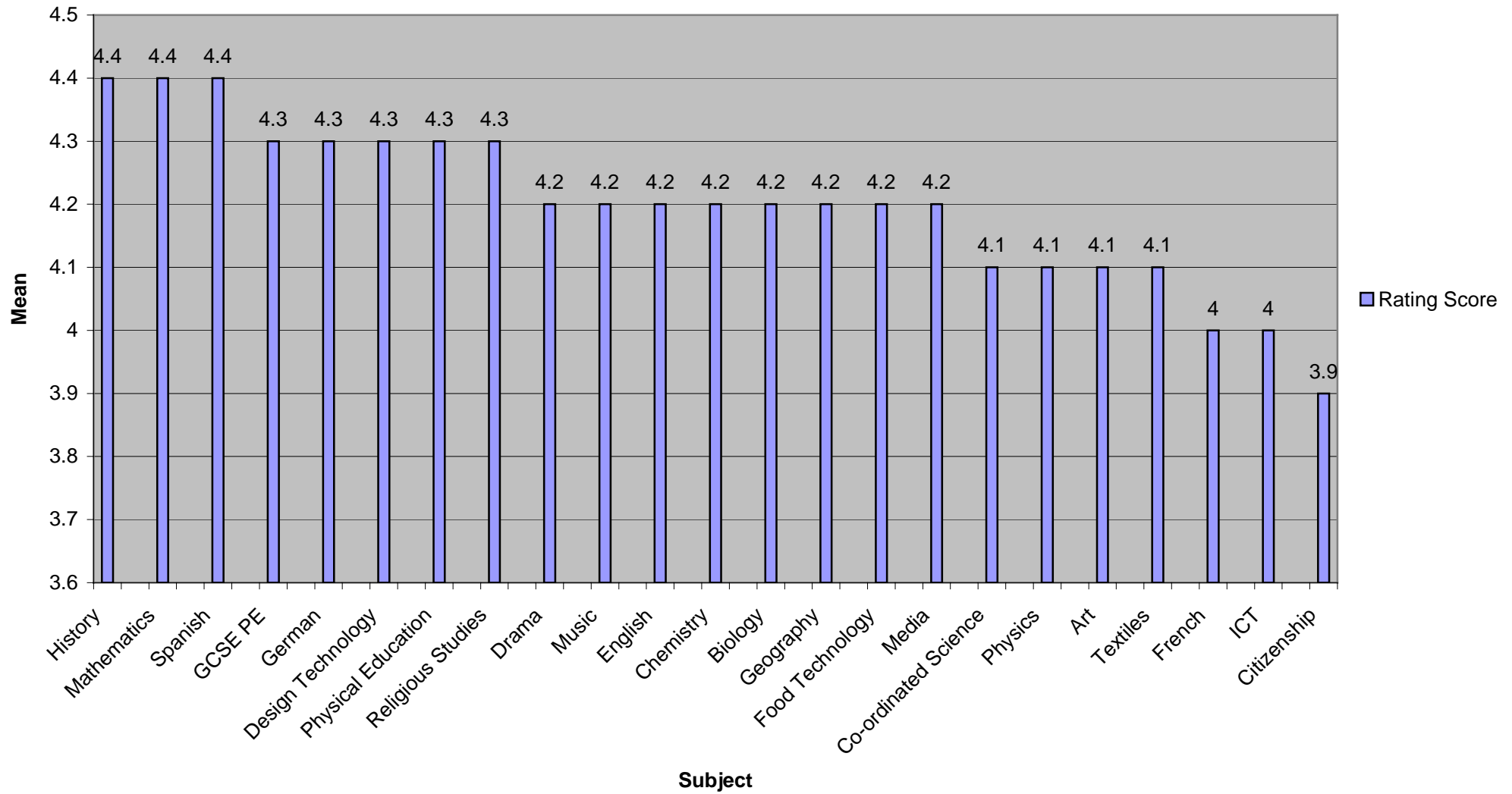
We employed a national a national company, Kirkland Rowell Marketing who have surveyed 300 schools already. We used a simple questionnaire which included some benchmarking questions and some unique to St. Aidan's.

What we found out:

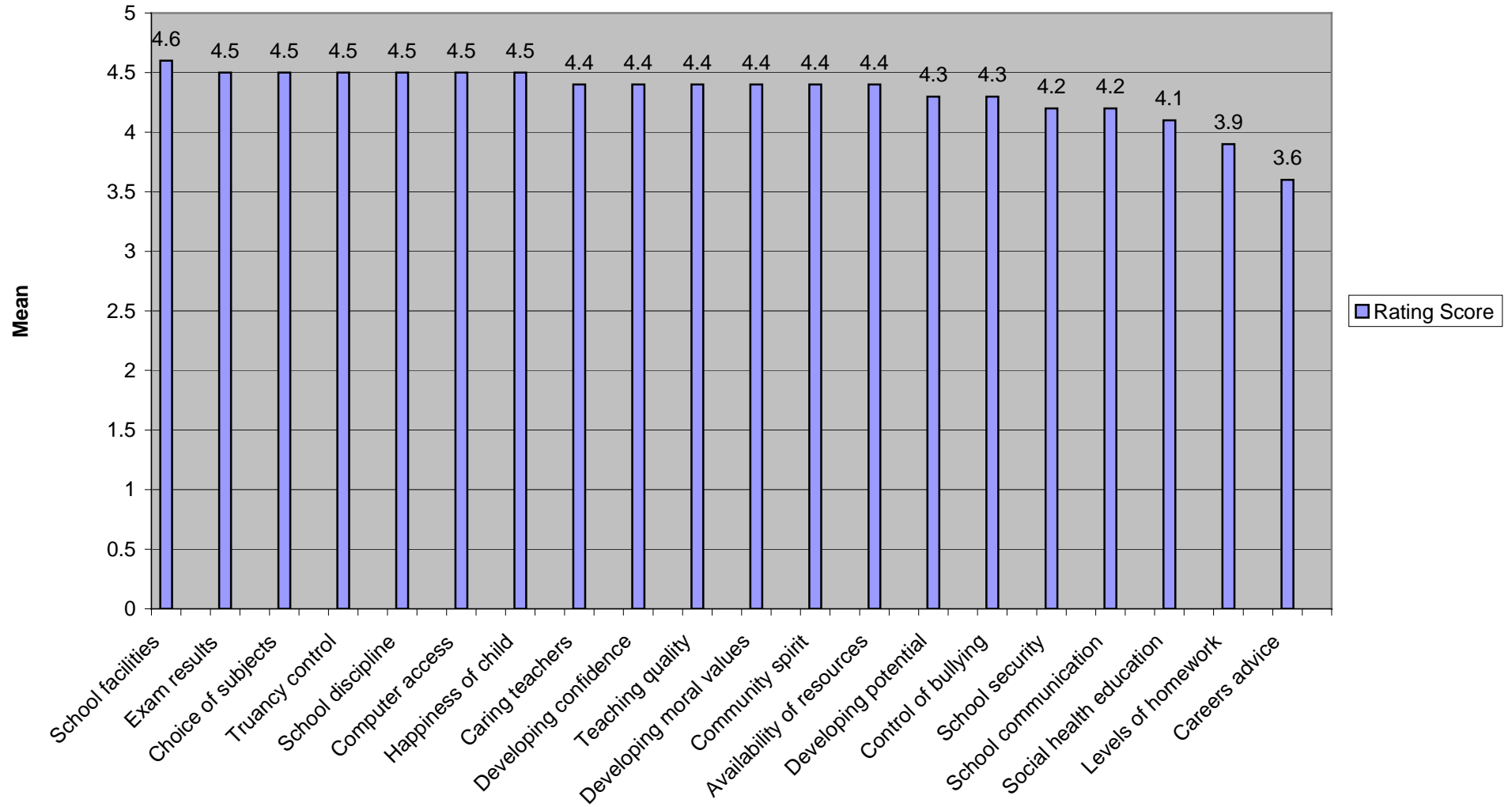
We had a response rate of 50%. Parents were asked to provide a rating of 1-5, 1 being poor, 5 being excellent. This was then converted to a percentage score – a score of 70% or more for academic subjects is good, 80% is outstanding and a score of 65% or more for non-academic subjects is good and 75% or more outstanding.

See attached tables:

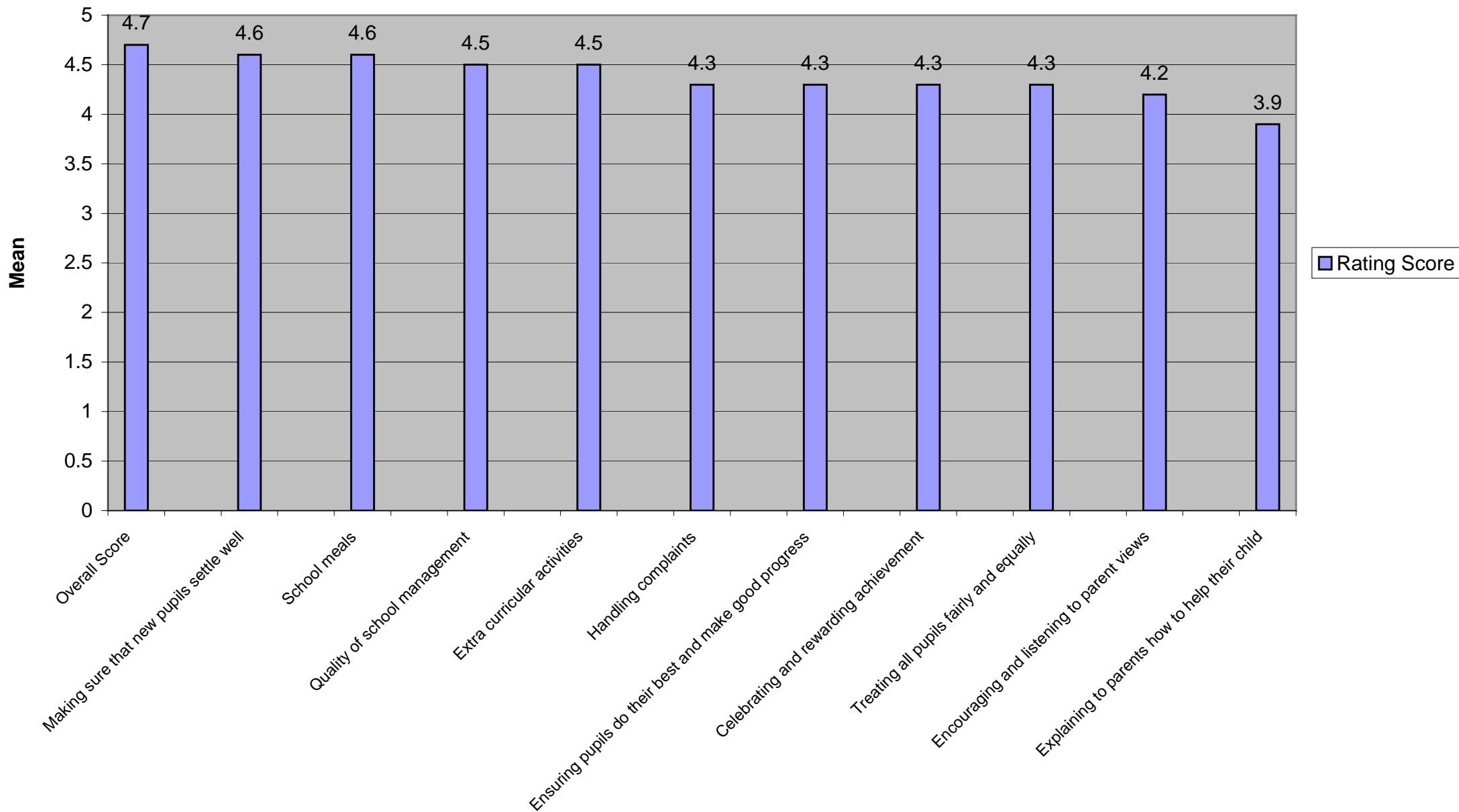
Academic Subjects



Non Academic Areas



Additional Questions



Academic Criteria

Academic Subjects	Weighted Score %
Religious Studies	87.2
Spanish	83.7
Music	83.2
GCSE PE * *	82.7
History	82.2
German	81.9
Mathematics	81.5
Design Technology	79.8
Drama	79.7
Food Technology	79.3
Media *	78.6
Physical Education	78.5
Physics	78.5
Geography	78.5
Chemistry	78.3
Citizenship	78.2
English	77.8
Textiles	77.6
Biology	77.6
French	77.5
ICT	77.0
Co-ordinated Science	76.7
Art	75.1
Business Studies	Low response
Engineering	Low response
GNVQ ICT	Low response
Key Skills	Low response
Pre-Vocational	Low response
* not weighted by national average figure	
* only reliable to within 10%	

Selected Performance Criteria

Criteria	Weighted Score %
Developing moral values	90.7
Community spirit	90.1
School facilities	89.7
Control of bullying	88.7
School discipline	85.9
Developing confidence	85.5
Caring teachers	84.8
School communication	83.4
Developing potential	83.3
Availability of resources	82.8
School security	82.6
Exam results	82.4
Happiness of child	82.0
Choice of subjects	81.9
Teaching quality	81.5
Levels of homework	79.6
Computer access	79.3
Truancy control	78.7
Social health education	77.5
Careers advice	71.1
“Overall” Rating	92.8

Unhappy Parents

Identified Parent Priorities

Criteria	% rating “poor” or “very poor”	% rating “good” or “very good”
Developing confidence	0.2	92.5
Caring teachers	0.2	93.0
Truancy control	0.3	95.4
Teaching quality	0.3	95.1
School facilities	0.5	97.3
Choice of subjects	0.6	96.0
School discipline	0.9	93.8
Availability of resources	0.9	91.6
Community spirit	1.2	90.1
Developing moral values	1.2	92.8
Developing potential	1.2	88.3
Computer access	1.4	91.7
Exam results	1.5	94.4
Happiness of child	1.5	92.7
School security	1.9	88.9
School communication	3.4	84.7
Social health education	3.4	81.1
Control of bullying	3.9	87.6
Levels of homework	6.7	75.3
Careers advice	12.8	58.0
“Overall” Score	1.3	97.8

Additional Questions

Additional subject areas were investigated with regard to parent happiness and the following results were achieved with regard to those parents who answered the question. The percentage scores are given in descending order. For those areas that have been surveyed by at least 30 schools, the Appendix shows the National Average figures.

Issue	Weighted Score %	% Unhappy
School Meals	105.3	1.9
Handling complaints	88.4	1.7
Extra curricular activities	87.6	0.7
Treating all pupils fairly and equally	86.3	1.7
Quality of school management	85.7	0.8
Encouraging and listening to parent views	84.3	1.0
Making sure that the new pupils settle in well	81.3	1.1
Ensuring pupils do their best and make good progress	80.5	0.9
Explaining to parents how to help their child	80.5	4.6
Celebrating and rewarding achievement	77.8	2.0

What are we doing now?

We are looking at Careers advice and a full pupil survey in Autumn 2006

Overall, rate the performance of the School

